




WHY ENROLL CHILDREN IN SLOVAK SCHOOLS?

Enrol your children in Slovak schools - let's keep them learning and growing!

As the war in Ukraine continues, it is important to ensure that children's learning continues.

In Slovakia, schools and kindergartens welcome **all Ukrainian refugee children.**

Schools are a safe place to learn, meet friends, establish a daily routine and feel part of a community.



How does the education system work in Slovakia?

Kindergartens provide pre-school education for children aged 3 to 6 years. Public schools provide primary (grades 1-9) and secondary education (usually 4 years) free of charge.

Higher education is also free for full-time students.

Private and church schools may charge fees for the education they provide.



Why enrolling in a Slovak schools is a big win?

Enrolling your children in local schools helps them **feel safe** and contributes to their development. When children attend a local school, learning is easier and more effective.

Face-to-face learning has more advantages than online learning - children will find new friends and be part of a community.



Where to enroll your child


Find a school near you: For kindergartens and primary schools, choose the local school based on where you currently live.

For secondary schools (for children aged 15-19), **consider the type of school your child attended before coming to Slovakia,** and what they like and excel in.



Schools in Slovakia offer a wide range of support services, including mental health and psychosocial support, language classes and pedagogical assistance.

By sending your children to school, you can focus on work or other important activities, knowing that your children are in a safe and supportive environment.





6 STEPS FOR ENROLLING YOUR CHILD IN A SLOVAK SCHOOL

1 Get in touch with your local school:

Contact the kindergarten or primary school of your choice. If you do not speak Slovak, it is advisable to bring someone with you to help with translation (please also check [NIVAM's website](#) for possible assistance).



2 Provide documents confirming your status -

temporary residence, asylum seeker or temporary protection.

3 Share information:

Let the school know about any special educational needs, dietary requirements or other support your child may need.



Sharing information about your child's interests and hobbies can help the school provide the best possible care and support for your child.


4 Initial assessment:

The school will conduct an interview to assess your child's Slovak language skills and educational level. This helps determine the appropriate placement and support they need.




5 Confirmation of enrolment:

Once enrolled, your child will follow the Slovak curriculum with all the rights and obligations of Slovak students, while receiving the necessary support and individualized approach.



6 Health check before starting school:

Before starting school, your child may need a medical examination by general practitioner for children and adolescents to confirm their fitness for school. **A medical examination is mandatory before entering kindergarten and the first year of primary school.**



For information about **free health check-ups for children aged 3 to 18**, check this website: **www.ukrajinskyziak.sk**



KEY DATES OF ENROLMENT TO REMEMBER



START OF THE NEW ACADEMIC YEAR: 2 SEPTEMBER 2024.

Other important registration dates for the upcoming academic year:

- Enrolment **in kindergarten** takes place from 1 to 31 May; the deadline is determined by each kindergarten in consultation with the founder;

- **Primary school** enrolment takes place from 1 to 30 April; the deadline is determined by the founder of the primary school;

- **Secondary school** applications are submitted in March and entrance exams are held in late April or early May.

Check directly with the schools for the exact dates and conditions!

SUPPORT FOR CHILDREN WITH SPECIAL EDUCATIONAL NEEDS



If your child has special educational needs, Slovak schools provide additional support.

How to access additional support for your child?

Bring all relevant certificates from Ukraine, if you have them, or contact your local Counselling and prevention centre (Centrum poradenstva a prevencie) so that the school can provide the necessary assistance according to your child's needs.



Find out about the school's support team and the availability of teacher assistants.

In Slovakia, schools offer support measures to help children with special educational needs. These measures aim to include children in the education system and support their personal development and potential.

Ask your school what support measures are available.



You can find the nearest Counselling and prevention centre to your residence in Slovakia on the website of Ministry of Education:

www.minedu.sk

You can also find useful information, help and advice on the website of the Platform for families of children with disabilities:

www.platformarodin.sk



FINANCIAL SUPPORT

FOR YOUR CHILDREN
IN KINDERGARTEN,
PRIMARY AND
SECONDARY SCHOOLS

All children attending the final year of kindergarten are entitled to free lunch.

If you receive material need assistance and your children attend kindergarten or primary school, you may also be entitled to additional support for meals and school supplies. Ask the staff at the kindergarten or school for guidance.



If your child is a high school student, he or she may be eligible for a social stipend. Download and fill in the application form and submit it to the school. Attach to the application a certificate from the Office of Labour, Social Affairs and Family, confirming your materials needs benefit or proof of income for the for previous year.


More information about the conditions and criteria can be found here:

www.studentskefinancie.sk

HOW TO COMBINE



EDUCATION?



While your children attend Slovak school, they can continue their Ukrainian studies online. This helps them stay connected to their home curriculum.

You can find useful information about studying abroad for Ukrainian children on the website of the Ministry of Education of Ukraine.

LANGUAGE COURSES

If you are interested in Ukrainian for your child, ask the school principal about options - it can be an optional subject or a second foreign language.

Slovak schools also offer language support to help your child learn Slovak and adapt more easily.



When enrolling your child, ask about language courses and language assistance to ensure a smooth transition.

If you are looking for Slovak language courses to improve your language skills, check if there is a language school in your area.

Here is a list of language schools:
www.jazykoveskoly.sk



BALANCE

It is important to keep in mind the balance between school and your children's personal life. Make sure that they do not get overwhelmed trying to cope with both education systems.

